

porodo



USER MANUAL

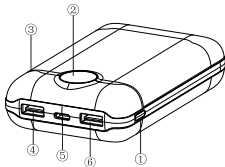
**SUPER COMPACT
POWER BANK 20000mAh**

Triple Output Fast Charging

Model: PD-PBFCH007-BK

Product Component Introduction

- ① Button
- ② Digital Display
- ③ Micro Input
- ④ USB Output 1
- ⑤ Type-C Input/Output
- ⑥ USB Output 2



Specifications

Model	W2053
Capacity	20000mAh
Micro Input	5V-2.0A/9V-2.0A
Type-C Input	5V-3.0A/9V-2.0A
Type-C Output	5V-3.0A/9V-2.2A/12V-1.5A
USB Output 1/2	4.5V-5A/5V-4.5A/9V-2.0A/12V-1.5A
Recharging Time	~5-6hours
Battery Cycle Count	>500times

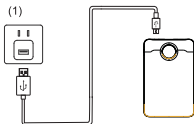
Power Indicator

Press the power button to check the accurate remaining capacity from the LED digital display, as shown below:

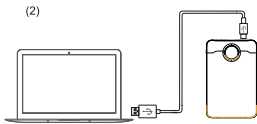
Power Indicator				
Battery Status	20%	50%	80%	100%

Recharging Your Power Bank

Charge the power bank in two ways. Use a USB cable to connect with power supply devices, like AC adapter (1) or computer USB port(2), and plug into the Micro USB input or Type-C input of the power bank.

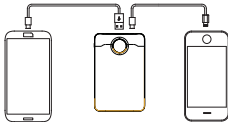


Charging with AC Adapter



Charging with Computer USB Port

Charging Mobile Devices



Charging iPhone/Andriod devices

Made in China



RoHS
COMPLIANT

